



# HYDRA / HYDRA EVO

THE VERSATILE DOOR



safety **in** motion™

[www.wittur.com](http://www.wittur.com)



# WELCOME TO WITTUR!

YOUR GLOBAL PARTNER FOR  
COMPONENTS, MODULES AND SYSTEMS  
IN THE ELEVATOR INDUSTRY

## 45+

years of experience  
and value creation

**We are your global solution  
provider in the elevator world.**

Our experience reaches back 45  
years in which we have developed  
ourselves into a valuable supplier  
for our numerous customers  
in more than 60 countries  
around the world.

The key to our success is based on the ideas, commitment and expertise of our more than 3500 employees worldwide, who contribute to continuous improvement on all levels. Our management as well as our staff are truly global and we encourage the interplay of different cultures and nationalities in our project teams and offer international career paths. In each of our 10 manufacturing sites we have committed ourselves to the same standards of excellence, assuring that our products are of highest quality, produced efficiently by applying environmentally friendly manufacturing processes.

safety **in** motion™

A collage of various manufacturing sites, including modern buildings, industrial structures, and outdoor facilities, arranged in a grid-like pattern.

10  
manufacturing sites

60  
countries



3.500  
employees



**safety** *in* **motion**™

*Wittur is Safety in Motion!* We are a driving force for safety in the elevator industry and are always looking for possibilities to improve our performance. The high level of safety we supply is not only reflected in our products and solutions but is also visible at each of our manufacturing sites. It is our responsibility to assure that our employees return home safely every day. This holistic safety standard is managed by the worldwide *Wittur Production System*: a structured process incorporating *Concern Rooms* to handle feedbacks, *Safety Corners* to focus our employees on safety and *Functional Excellence Management (FEM) Boards* to publish production trends and engage all members of the Wittur team in the accomplishment of quality, production and safety targets.

Wittur Hydra / Hydra EVO is the door system designed for the maximum flexibility.

# The versatile door



## 1 Multipurpose

Hydra and Hydra EVO are available in a wide range of executions, accessories, options to offer the best solution for any installation situation: residential buildings, public buildings, hotels.



## 2 Sturdy and reliable

Reduced number of components, cataphoresis painting of mechanism to increase corrosion resistance, sealed bearings guarantee the high reliability of Hydra and Hydra EVO, certified by endurance tests combined with load tests and confirmed by more than 1,000,000 installations all over the world.



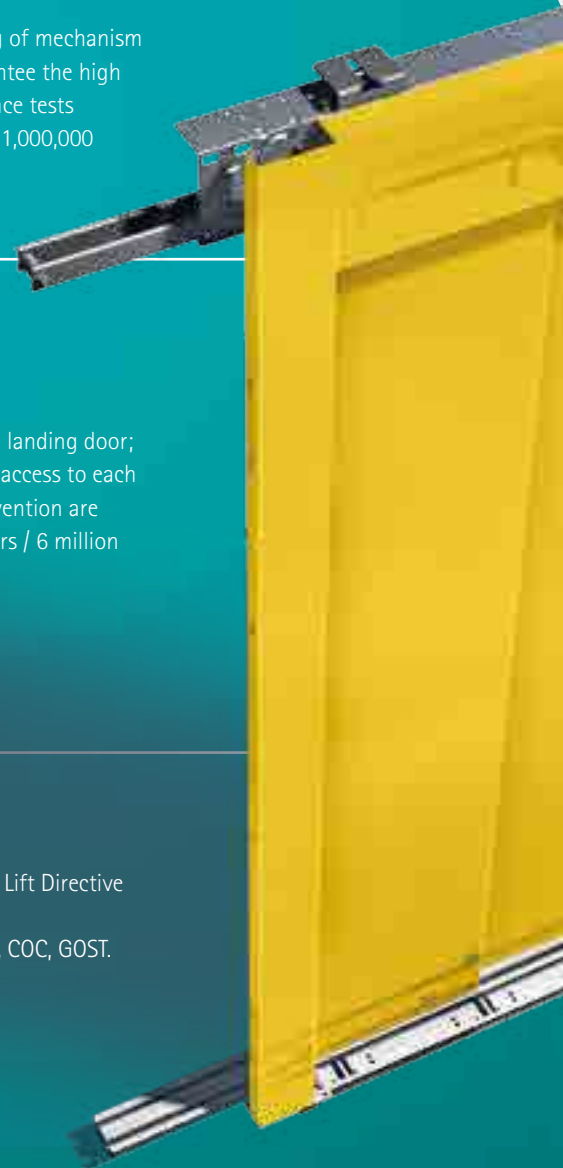
## 3 Simple maintenance

Same wear and tear components for both car door and landing door; sliding guides which can be individually replaced; easy access to each components: Hydra and Hydra EVO maintenance intervention are dramatically simple, with a lifecycle in excess of 15 years / 6 million cycles.



## 4 Certifications

Hydra and Hydra EVO doors comply with the European Lift Directive EN 81-20/50 and Technical Regulation TP TC 011/2011. Certifications include EN 81-58, BS 476-22, DIN 18091, COC, GOST.



## 5 Easy installation

Hydra and Hydra EVO door system features many adjustment possibilities on each component to adapt to shaft geometry and obtain the best installation results. It is available in disassembled or assembled version as an option.

The design of EVO version allows the use of screw guns for fast assembly. Door operators are pre-adjusted and factory tested (Plug & Play).



## 6 Comfort, performance and energy efficiency

Wittur high-efficiency brushless motors with VWF vector control are designed to reduce energy consumption during operation and are equipped with 0 Watt standby mode.

Wittur drives are able to move panels of different weight installed in the same elevator thanks to their continuous mass detection features.

Rollers of specific material for each kind of application ensure the highest comfort and a reduced operating noise.



## 7 Executions and finishes

Hydra and Hydra EVO are available in a wide range of finishes and claddings and can be inserted in any interior design style.

- RAL powder painting
- Stainless steel AISI 304 or AISI 316 cladding
- Patterned stainless steel cladding, various available patterns
- Coloured stainless steel cladding, various available colours and patterns
- Plasticized metal sheet cladding, various available colours.



## 8 Modernization solutions

Hydra is the main component of a series of modernization kits for most elevator door OEM's.

Please contact Wittur for more information about the available range of kits.

Hydra / Hydra EVO

# Features



## Standard automatic landing door

- EN 81-20/50 compliant mechanism with cataphoresis painting
- RAL 7032 powder painted frames and panels
- Aluminium sill
- Spring-activated reclosing device
- Also available with glass window on panels

## Automatic landing door with glass panels\*

- EN 81-20/50 compliant mechanism with cataphoresis painting
- Tempered laminated glass (thickness: 16.76 mm thick)
- Slam profile in methacrylate
- Aluminium sill
- Counterweight reclosing device

\* Hydra only



WITTUR

### **Automatic landing door with glass framed panels**

- EN 81-20/50 compliant mechanism with cataphoresis painting.
- Tempered laminated glass
- Flushed glass frames prearranged for laminated glass panels
- Anti-trapping safety device compliant with EN 81-20/50
- Aluminium sill
- Counterweight reclosing device

### **Door for extreme environment conditions\***

- Door lock and components in waterproof IP54 execution
- Full stainless steel execution

### **Special frames\***

- Angular frames
- Tubular frames
- Ideal for the modernization of existing elevators thanks to reduced dimensions






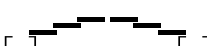






# Certifications





## Fire rated certification EN 81-58



Type	Sill width	Class & certificate no. According to EN 81-58
 11/R-L	90 mm	E 15 E 30 E 45 E 60 E 90 E 120 Hydra Cert. No. GLD 427 Hydra EVO Cert. No. E 58-027 E I 15 E I 20 E I 30 E I 45 E I 60 Cert. No. E58-012* E I 90 E I 120 Cert. No. E58-003/1* EW 20 EW 30 EW 60 Cert. No. GLD 433*
 01/C	75 mm	
 31/R-L	136 mm	
 41/C	90 mm	
 43/R	90 mm	
 61/C	136 mm	
 65/R	136 mm	
 71/R-L	75 mm	

\* Hydra only

## Fire rated certification EN 81-58 for fire resistant doors with glass-framed panels\*

Type	Sill width	Class & certificate no. According to EN 81-58
 11/R-L	120 mm	E 15 E 30 E 45 E 60 E 90 Cert. No. GLD 472
 01/C	75 mm	
 41/C	120 mm	EW 20 EW 30 Cert. No. GLD 472
 43/R	120 mm	



\* Hydra only

Hydra / Hydra EVO

# Special executions



## EN 81-71 vandal resistant execution

Hydra is available in vandal resistant execution according to the European Standard EN 81-71 Category 1, both with standard panels and with glass framed panels.

## DIN 18091 execution

Hydra is available in DIN 18091 execution with double skin panels.

## Explosion proof execution (ATEX)

Hydra is available in explosion proof execution in full stainless steel with special components according to European Standard EN 1127-1:1997.

## Firefighters elevators execution

Hydra is designed to comply with European Norms EN 81-72 and can be inserted in firefighters elevators.

## Marine execution

Hydra doors in marine executions are designed and manufactured to withstand extreme conditions according to the Lift Directive 96/98/EC, MED (Marine Equipment Directive) and IMO (International Marine Organization) standards.

# Hydra PLUS



## Hydra PLUS car door operator

Hydra car door with Hydra PLUS brushless permanent magnets synchronous motor (PMSM) offers the latest technology available on the market.

Designed for low power consumption during operation and standby, Hydra PLUS with ECO+ offers a power consumption reduction up to 48% compared to previous drive designs.

Hydra PLUS is available with three high efficient drives:

- "ECO PLUS" for low traffic installations (residential, small offices)
- "MIDI PLUS" for medium-high traffic installations (public buildings, offices, prestigious buildings)
- "SUPRA" for high traffic and/or high performance installations (hotels, hospitals, public building, marine installations, prestigious buildings).

### Features

- EN 81-20/50 compliant mechanism with cataphoresis painting
- Pre-configured from factory - no on site adjustments (plug and play)
- Fully electronically controlled closing force
- 24 V emergency battery supply input
- Adjustable open force limitation
- Different settings for modernisation purposes
- 24 V supply output signal to light curtains or photocells
- Self-diagnostic system
- CAN-Open interface available as option on Wittur door drives
- Energy certification according to VDI 4707-2.



**"ECO PLUS" drive:**

for low traffic elevators (residential buildings, small offices).



**"MIDI PLUS" drive:**

for medium-high traffic elevators (public buildings, offices, prestigious residential buildings).



**"SUPRA" drive:**

for high traffic elevators (hotels, hospitals, ships, public buildings, offices, prestigious residential buildings).

Drives	ECO +	MIDI +	SUPRA
<b>Motor Characteristics</b>	AC 3 Phase Motor		
<b>Drive</b>	V3F - Converter		
<b>Average Power Consumption</b>	60W	120W	170W
<b>Max Momentary Power Consumption</b>	100W	550W	900W
<b>Power Supply</b>	Univ.(230V; 1A)±20% 50/60Hz	Univ.(230V; 4A)±20% 50/60Hz	Univ.(230V; 4A)±20% 50/60Hz
<b>Noise Level (Door Operator)</b>	average 55 dB, max 60 dB	average 55 dB, max 60 dB	average 50 dB, max 55 dB
<b>Protection Class</b>	IP20	IP20, option IP54	IP20, option IP54
<b>Regulations and Standards</b>	EN 81, GOST, European Lift Directive	EN 81, GOST, European Lift Directive	EN 81, GOST, European Lift Directive
<b>Electromagnetic Compatibility</b>	Immunity and Emission Protection acc. EN12015/16		
<b>Maximum Movable Masses (Car and Landing Door Panels)</b>	130 kg	300 kg	700 kg
<b>Passenger Protective Device</b>	Light Curtain		
<b>Car Door Lock (Optional)</b>	Available		





WITTUR

## PRODUCT RANGE HYDRA

Pos.	Series	Landing doors		Car doors		C.O. mm		L.H. mm	
		Type	Illustration	Type	Illustration	Min.	Max.	Min.	Max.
Door with operator above	3201	01/C		02/C		600	1800	1900	Note: maximum clear opening height 3500 mm. Subject to clear opening width
		11/R		12/R		600	1800		
		11/L		12/L					
		31/R		32/R		600	2100		
		31/L		32/L					
		31/R		35/R		600	1400		
		31/L		35/L					
		41/C		42/C		1200	3200		
		43/R		44/R		600	1150		
		61/C		62/C		1500	3200		
		65/R		66/R		900	1450		
		71/R		72/R		600	1400		
		71/L		72/L					


## PRODUCT RANGE HYDRA EVO

Pos.	Series	Landing doors		Car doors		C.O. mm		L.H. mm	
		Type	Illustration	Type	Illustration	Min.	Max.	Min.	Max.
Door with operator above	3201	01/C		02/C		700	1400	2000	2400
		11/R		12/R		700	1400	2000	2400
		11/L		12/L					



WITTUR

YOUR GLOBAL PARTNER FOR COMPONENTS,  
MODULES AND SYSTEMS IN THE ELEVATOR INDUSTRY



*safety* **in** *motion*™

[www.wittur.com](http://www.wittur.com)

More information  
about Wittur Group  
available on-line.

